



Dehumidifying Dryer

SDD-160U/120H-D

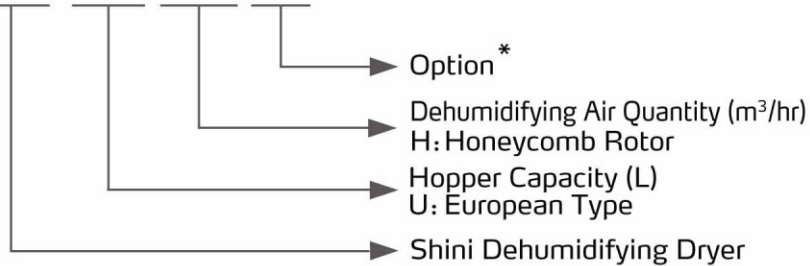


Refer carefully to this manual before operation.

SDD Series

■ Coding Principle

SDD-xxxU/xxxH-xxx



Notes: *

LC= PLC+HMI D=Dew-point Monitor

P= For Polished Hopper Inside CE =CE Conformity

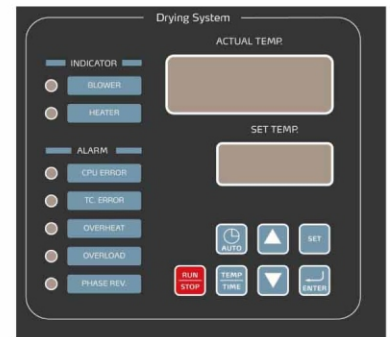


SDD-160U/120H-LC-D

■ Features

Standard configuration

- The SDD dehumidifying dryers use honeycomb dehumidifiers with an eye-catching semi-integral appearance.
- Each model combines dehumidifying and drying functions into a single unit.
- Insulated drying hopper features dry air down-blowing and cyclone exhaust design. This improves drying efficiency and reduces energy consumption while maintain a steady drying effect.
- The dehumidifying section of the SDD series adopt cooler to ensure a low return air temperature and low dew-point.
- Compact in size for ease of movement and space saving.
- Microprocessor is the standard equipment.

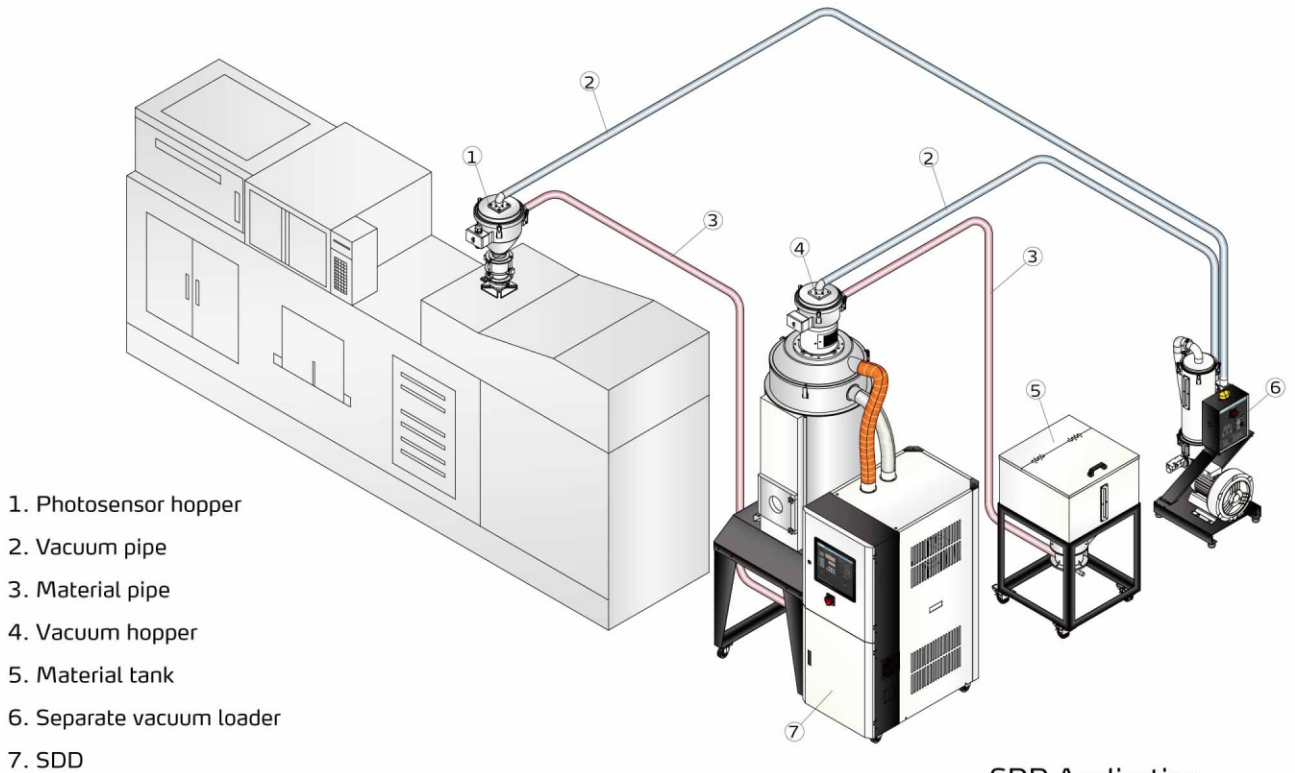


Control Panel

Accessory option

- Dew-point monitor is available as option.
- Suction box and hopper loader are optional for conveying material conveniently.
- PLC control plus LCD touch screen is optional for convenient centralized control.
- SDD-ES equips with regenerative plate heat exchanger which can save 3~6% of total power consumption.
- Optional drying plate heat exchanger can save 0~19% of total power consumption.
- For SDD-ES , dew-point value is settable between -40 to +10°C according to actual need of plastics material. 0~10% of total power consumption could be saved.
- SDD-ES equips with the function of drying capacity controllable. Once setting the name of dried plastics material and used volume of per hour, system would adjust air volume and consumption automatically. Volume used per hour can be set 40~100% as drying capacity to save the totally power consumption of 35~0%, achieving maximum of resources collocation and avoiding over-drying which affects physical and mechanical capacity of plastics material.

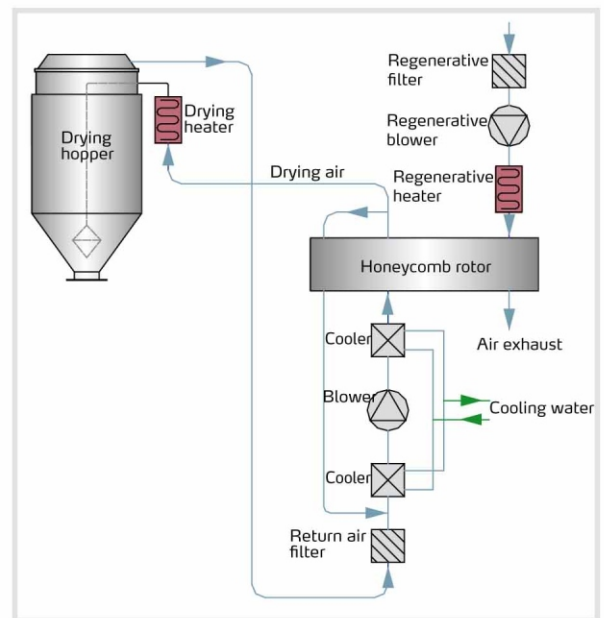
Application



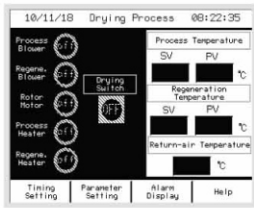
SDD Application

Working Principle

Damp and hot air from dry material barrel is blown into rotor after cooled. Moisture from the air is absorbed by rotor and is then adsorbed by regeneration heating air. Two strands of airflow function on the rotor. And with the rotation, moisture from the air is absorbed and expelled after absorbed regeneration air to form stable low dew-point air, which is dried to the drying temperature and then is blown into material barrel to closed circle to dry material.



Options



Touch Screen
(LCD with PLC Control)

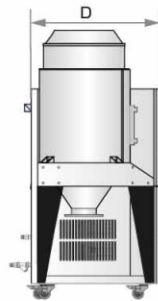
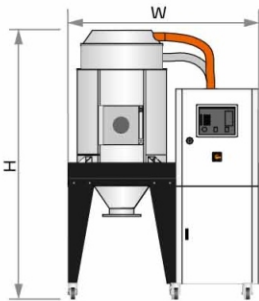


Dew-point Monitor
(Installed on the machine)



SCD-OP High Efficiency
Particulate Absorbing Filter

Outline Drawings



Specifications

Model	Regen. Heater (kW)	Regen. Blower (kW, 50/60Hz)	Drying Heater (kW)	Drying Blower (kW, 50/60Hz)	Dry Air Volume (m ³ /hr, 50/60Hz)	Insulated Hopper (L)	Dimension (mm) H X W X D	Weight (kg)
20U / 40H	4	0.2/0.3	4	0.12/0.12	40/45	20	1260 × 960 × 860	150
40U / 40H	4	0.2/0.3	4	0.12/0.12	40/45	40	1260 × 960 × 860	165
80U / 40H	4	0.2/0.3	4	0.12/0.12	40/45	80	1650 × 1060 × 860	190
120U / 80H	3	0.2	6	0.75	80	120	1780 × 1220 × 855	250
160U / 80H	3	0.2	6	0.75	80	160	1740 × 1220 × 855	255
160U / 120H	3	0.2	6	0.75	120	160	1740 × 1220 × 855	265
230U / 120H	3	0.2	6	0.75	120	230	2010 × 1220 × 855	295
300U / 200H	4	0.4	12	1.5	200	300	2040 × 1450 × 1050	420
450U / 200H	4	0.4	12	1.5	200	450	2440 × 1450 × 1050	550
600U / 400H	7.2	0.75	18	3.75	400	600	2380 × 1745 × 1255	620
750U / 400H	7.2	0.75	18	3.75	400	750	2610 × 1745 × 1255	650
900U / 700H	10	1.5	24	5.5	700	900	2640 × 2140 × 1380	830
1200U / 700H	10	1.5	24	5.5	700	1200	3070 × 2140 × 1380	870

Notes: Power: 3Φ, 230/400/460/575VAC, 50/60Hz.

We reserve the right to change specifications without prior notice.

Shini Group

Addr.: No. 23, Minhe St., Shulin Dist.,
New Taipei, Taiwan

Tel: +886 2 2680 9119

Fax: +886 2 2680 9229

Email: shini@shini.com

Factories:

- Taiwan
- Dongguan
- Pinghu
- Ningbo
- Mumbai

2014-02-15-04 Copyrights Reserved.

www.shini.com